



Elevated Best Practices and Prevention Measures for the Cosmetic Industry



Our Directions For Use are no substitute for the advice and direction of your government and health authorities. Always comply with local regulations.

© Professional Artists (Canada) Inc. 2020

TABLE OF CONTENTS

Introduction	3
SECTION 1: Step by Step Procedure Guide for the Service Provider	4
- Safeguarding Your Health	4
- Your Workplace	6
SECTION 2: The Enhanced Controlled Work Area & Product Storage	7
- Social, Physical Distancing and Directional Spacing	7
- Guidelines for Your Tools	7
- Other Tools	9
- Before and After Each Application for Your Customer	10
- Elevated Retail Sampling & Direct Sales	12
SECTION 3: Makeup Application Protocol	13
- Your Testers, Kit and Products Required	14
- Step by Step Product Information	15
- When Applying Makeup	17
- Supplies Checklist	18
Face Charts	20
Contact Information	39

INTRODUCTION

BeautySoClean® is the pioneer and world industry leader in cosmetic hygiene protocol. An innovation in the beauty industry, BeautySoClean® created the world's first cosmetic sanitizing system, now approved by numerous major brands worldwide. BeautySoClean® products are designed to prevent cosmetic cross-contamination, without altering the makeup products. The BeautySoClean® hygiene protocol consists of products designed to clean, rejuvenate and remove germs and bacteria directly from all your cosmetic products and brushes. It is no substitute for the advice and direction of your government and health authorities. Always comply with local regulations.

This elevated best practices manual and corresponding online course has been designed specifically for cosmetic industry service providers. At BeautySoClean®, our priority is safeguarding both the providers and customers alike. Our aim is to provide guidance and education that will ensure consistent hygiene best practices in all beauty service locations including: beauty counters in-store, salons, television & film production, and on-site bridal and location makeup services.

IT'S LIKE
HAND SANITIZER
FOR YOUR
MAKEUP



BeautySoClean®

SECTION 1: STEP BY STEP PROCEDURE GUIDE FOR THE SERVICE PROVIDER

SAFEGUARDING YOUR HEALTH:

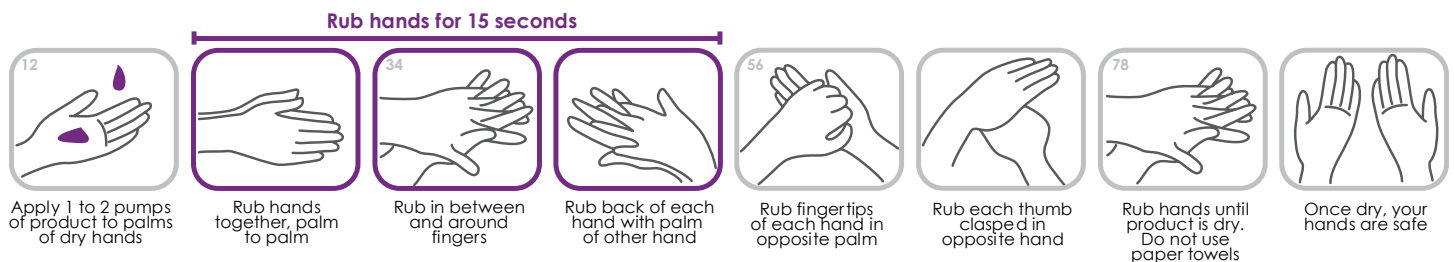
Arriving at your workplace

1. Locate and use the designated area for locking up personal belongings. Your purse, cell phone, medications or food are not to be near your work space.
2. Request the daily health checklist for your workplace.
3. Wash and sanitize your hands.

HOW TO HANDWASH



HOW TO HANDRUB



4. Apply face mask and gloves.

HOW TO APPLY A **FACE MASK**



1
before putting on mask, perform hand hygiene

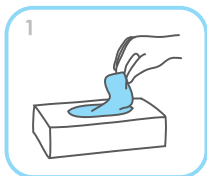


2
cover your mouth and nose with the mask and make sure there are no gaps between your face and mask. avoid touching the mask while wearing it.



3
remove the mask from behind (do not touch front of the mask)

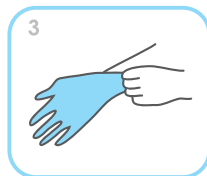
HOW TO APPLY **GLOVES**



1
after performing hand hygiene, take a glove from its original box



2
only touch the surface of the glove at the top edge of the wrist cuff



3
apply the first glove



4
take the second glove with the bare hand and touch only the surface of the glove corresponding to the wrist



5
to avoid touching the forearm skin of the gloved hand, turn the external surface of the glove to be applied onto the fingers of the gloved hand, thus permitting to glove the second hand



6
once gloved, hands should not touch anything not defined by conditions for glove use

5. Clean frequently touched surfaces (purse/cell phone) with a disinfectant wipe before you put these in your locker or cupboard. Use hands-free mode on your cell phone when not at your workspace to avoid touching your face.
6. If work smocks are being provided, they should be handled as little as possible. Clothes should be washed at a temperature of at least 60 degrees Celsius for at least 30 minutes to ensure proper cleaning. Long sleeve workwear is recommended. Do not reuse smocks or uniforms.

Personal Protection Equipment Kit:



face shield



cloth masks



gloves



hard surface disinfecting wipes



hard surface disinfecting spray

YOUR WORKPLACE

1. Supervisors should assign a person to be responsible for maintaining cleaning supplies in the designated lock up area (including hand soap, paper towel, hand sanitizer, disinfecting wipes and disinfecting spray). Also, a designated person is required to ensure stock is replenished for personal protection equipment kits for your workspace. A person should also be assigned to ensure all PPE kits are stocked at the workspace.
2. Maintain cleanliness in the workplace. Frequently disinfect makeup chairs, display counters, makeup tables, knobs, railings and all frequently used areas before and after you use them.
3. Each workspace should have its own safe disposal container for possibly contaminated waste (disposable masks and gloves, disposable applicators, tissue, disposable paper towel, disposable makeup capes and smocks.) Use bins with a lid, pedal and double bag for safe disposal.
4. Do not share commonly used items like pens, note pads, or face charts.
5. When possible keep doors open with wedges to avoid using and touching handles and doorknobs. If possible, windows in work areas should be opened for good ventilation.
6. Maintain required physical distancing in personal lock up area at all times. Maximum capacity must be established by your supervisor. Perhaps stagger shift start times, to allow safe distancing to start your day.
7. Dedicate an entrance and exit for your makeup area.



8. Ensure physical distancing requirements are maintained when working with others. If there is more than one artist providing services, make sure each station meets the required distance spacing. Ask for extra work area or location trailers when needed. Designate artists to work with specific talent only.



frequent hand hygiene



use elbow when coughing



avoid touching eyes, nose, mouth



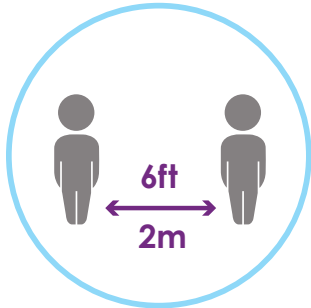
no cell phone use



maintain short and cared nails, avoid accessories that may hinder hand cleaning

SECTION 2: THE ENHANCED CONTROLLED WORK AREA AND PRODUCT STORAGE

SOCIAL, PHYSICAL DISTANCING AND DIRECTIONAL SPACING



Follow local health authority website and check for updates frequently: <https://www.who.int/emergencies/diseases/novel-coronavirus-2019/advice-for-public>

Required spacing between clients when working retail, in salon, in studio or event trailer: **Minimum 2 m / 6 ft apart**

Setting up your workspace: Makeup can be applied in designated makeup application areas only. Do not allow your customer or client to touch or test any products on your set up. Cover all other cosmetic displays with acrylic shields or wrap. Only products stored in a controlled, secured area (your closed kit, a drawer behind your counter) should be used for application. Never work with products that have been left open and exposed to the environment or unattended. Have numerous sets of product available so you can rotate products being used. Sanitize each product set before a rotation quarantine for a minimum of seven days.



GUIDELINES FOR YOUR TOOLS

Use disposable applicators and keep these applicators in a closed container, never leave applicators in an open and exposed environment. Do not double dip or use disposable applicators on more than one product.

Use bottled water when a sink is not available. If you have a sink available, disinfect the sink before and after each use.

Makeup brush sets can be used **once** per client. Designate brushes for each person or use disposable applicators.

Brush Cleaning requirements for each client:



Elevated Brush Cleaning

Soak: Pour approved brush cleaning solution in a metal or glass container. Soak brushes for up to ten minutes, swirl off any leftover residue. Synthetic and natural brushes need to be soaked in a sanitizing brush cleaning solution for up to ten minutes to complete the first stage of sanitizing.

Wash: Before washing your brushes, use a hard surface disinfecting wipe to clean the sink. Using only an approved liquid brush cleaning soap, Squeeze a dollop of soap onto the brush and massage the bristles to remove any cosmetic residue. Rinse with warm water. Do not let your brushes touch any hard surface or the sink while cleaning.

Dry: Lay brushes flat to dry on a paper towel in a covered container, or lay flat to dry and store over night in a closed cupboard. Do not leave freshly cleaned brushes to dry in an open and exposed area.

Sanitize: Start each shift with properly washed and dried brushes. Use one set of brushes per customer. Sanitize your brushes in front of your customer by spraying BeautySoClean® Brush Cleanser on paper towel, then gently wiping the brush along the paper. This will reassure your customer that you are using freshly sanitized brushes.



When finished your makeup application all used and dirty brushes need to be placed in a sealed container or disposable sealable plastic bag.

At the end of your shift, repeat necessary brush cleaning requirements.

Soak/Wash/Dry/Sanitize each set of brushes used on your shift.

Not recommended for professional use

Hard brush soaps in containers or dry brush sponges pose risk of cross contamination. Cross contamination can occur when working with numerous clients' brushes and sharing one soap or sponge.



OTHER TOOLS

Only use stainless steel pencil sharpeners, eyelash curlers and palettes. These tools can be cleaned with a disinfecting solution thoroughly in between each client. Metal tools can be disinfected with a wipe.

Pencil sharpeners and eyelash curlers need to be sanitized by soaking for one minute in 70% IPA alcohol using a stainless steel or glass container.

Eyelash curler bands need to be replaced between each customer and disposed in the safe disposal container.

Before using your sharpener in front of your client spray your sharpener with BeautySoClean® sanitizer and blot it with a clean tissue.

Always keep a selection of disposable applicators in a closed container, and remove the pieces required once you have determined your application process requirements.

Applicators can be used for multiple purposes if working with a metal palette. Never use one applicator to transfer product from various items for one makeup application. Using a spatula and palette will help eliminate waste.

Always sanitize products in front of your client before using disposable applicators, when working with face charts, or when testing product on a customer's skin.

Always dispose of single-use applicators in a safe disposal container.

Step 1: Clean your workspace with a disinfectant wipe.

Step 2: Place disposable paper towel on your workspace.

Step 3: Choose your applicator and place on clean paper towel.

Step 4: Choose your product and place on clean paper towel.

Step 5: Sanitize your products before and after working with each applicator. Makeup is a porous surface and when open and exposed to the environment **cross contamination can occur.**



Applicator Chart

- 1. Doe Foot:** This applicator can be used for lip gloss, lipstick, concealers, cream based eye shadows etc. Sanitize product. When transferring product from the container take a few samples and apply to your palette first. This will give you additional product to use on your client and alleviate wastage on multiple applicators.
- 2. Sponge Tip applicator:** This applicator can be used for applying eye shadow, concealer, testing foundation etc. Sanitize product. When transferring eye shadow product from the container, load product on both sides of the applicator to fully cover the surface with the specific colour chosen. When using for concealer, cream based cosmetics and foundation colour sampling, you can transfer the amount of product required to your palette before application to avoid using numerous applicators.

3. **Wand:** This spoolie applicator can be used to apply mascara, brow products and transfer larger amounts of powder based products to your palette. Sanitize product. When using for mascara or brow products insert into container and transfer the product to your palette for easy replenishment.
4. **Spatula:** This tool is used to transfer all sanitized products to your palette and allows hygienic replenishment from this working tray. Spatulas must be used to transfer lipstick and lip products. Before you use the spatula, sanitize the makeup in the container using a cosmetic sanitizing wipe and a cosmetic sanitizing spray.
5. **Brush:** This can be used to apply lipstick and lip gloss from your palette. **Never** sample directly from a cosmetic product e.g. lipstick.
6. **Detail wand:** This small brush can be used for applying eyeliner, cream, or high pigment products for finer details. Sanitize products and transfer product to palette to replenish product needed.



Have numerous wedge sponges available in a sealed container. Discard in a safe disposal container after touching your client's face.

Always keep disposable applicators and brushes in an covered container. Never leave any tools open and exposed. We do not recommend brush belts and open set bags that are not completely covered.



1. Remove and dispose gloves that were used for a previous customer.



2. Wash your hands. If a sink is not available, use a hand wipe to thoroughly wipe hands.



3. Apply hand sanitizer.



4. Apply fresh gloves.

Offer your client gloves if they are not already wearing any personal protection equipment. Have disposable sealable bags available for them to store their face mask. Do not allow your customer to touch their face at all times.

Cover your client with a disposable makeup cape. Keep your customers pristine and beautiful by tucking a clean tissue into their collar prior to an application.

Read all directions and warnings on packaging and follow them carefully.

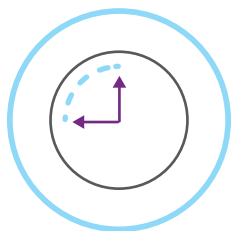
Place new disposable paper towels on your work set up area and replace with each customer.

Choose the products you will be working with from your controlled storage area.

In front of your customer sanitize all cosmetic products that you have selected to apply after sanitizing all products with BeautySoClean®.



HOW DO YOU SANITIZE **YOUR** MAKEUP?




Allow 15 minutes for disinfecting hard surfaces, sanitizing cosmetics, cleanup, and preparation for your next customer.

ELEVATED RETAIL SAMPLING & DIRECT SALES

Beauty advisors and direct sales reps can sample controlled testers by using a BeautySoClean® Custom Skin Tone Face Chart and one time use disposable applicators. The products being demonstrated are still required to be sanitized with BeautySoClean® Cosmetic Sanitizing Mist or Wipes before and after each swatch is taken. Reusing testers without sanitizing poses a risk of cross contamination. Remember to not share your pens or face chart books. Additional health and safety measures are required and to be determined by your employer or corporate head office.

BeautySoClean® Custom Skin Tone Face Charts



SECTION 3: MAKEUP APPLICATION PROTOCOL

Before starting an application, remember to ask your customer for a health check. Have them review and sign the consumer agreement form provided by your workplace and employer.



Don't share pens. Ask your customer if they have their own pen to use, do not share pens with customers. If the customer needs to use your pen this will need to be disinfected before and after using an approved disinfecting wipe.



Personal belongings. Ask your customer to put their phone away and do not allow purses or handbags on your work space counter.



Place your customers personal belongings on the floor in front of them by their feet.

Follow general procedures. Ask them if they have ever experienced a reaction to makeup/skincare? And if they have, ask them what kind of makeup/skincare? Ask them if they have allergies of any kind (i.e. shell fish, peanuts). Let your customer know that you are safeguarding their health. Keep in mind that some people may also have reactions to the scents of different products.

Ask if your customer is wearing contact lenses. Contact-wearers are much more prone to eye irritation; if you plan on using any products with a strong scent, your customer should keep their eyes closed while you're working to prevent excessive tearing and **pose a higher risk of cross contamination.**

If your customer has irritated or broken skin, do not apply any product. Do not treat a client if they have any open sores, pink eye, or a fever.

If a product irritates your customer's skin, remove it immediately and discontinue use.

YOUR TESTERS, KIT AND PRODUCTS REQUIRED

All sampling products must be stored and secured in a controlled space that is not accessible to the public, or to your customer. Each product must be sanitized before and after each application. Only single-use, disposable applicators are to be used for product sampling or application. One fully cleaned cosmetic brush set is to be used per customer.

If sampling with a face chart, all products must be sanitized before and after each use.

This working guideline will be revisited each quarter.

STEP BY STEP PRODUCT INFORMATION

Rotate each set of testers every seven days. When opening any new product, immediately discard the applicators that come with the product.

- Replace testers being used in the controlled storage area at store level regularly.
- Prepare personal makeup kits for talent on air.
- Organize kits of new products for bridal parties ahead of time.

Pencils

Sharpen your pencils with a sanitized sharpener then wipe the pencil using a BeautySoClean® Cosmetic Sanitizing Wipe before each application.

Only use swivel-up pencils to test on face charts or individual use for talent or bridal kits. Sanitize swivel pencils with a BeautySoClean® Cosmetic Sanitizing Wipe before and after each use. **Do not** apply swivel-up pencils directly on a customer's face.

Powder Based Products

(face powders, eye shadows, blushes)

Sanitize your disposable applicator and powder based cosmetics by misting (holding 6" away) with BeautySoClean® Cosmetic Sanitizer Mist directly on the product.

Loose Powders

Shake fresh powder onto a tissue or stainless palette and mist (holding 6" away) with BeautySoClean® Cosmetic Sanitizer Mist. Apply with a clean brush.

Liquid Products

Transfer product with a new sanitized applicator onto a stainless palette for application with a clean brush or disposable applicator. Wipe the opening edge of the bottle with a BeautySoClean® Cosmetic Sanitizing Wipe before and after each use.

Mascara

Disposable mascara wands can be sanitized by wiping them clean with a BeautySoClean® Cosmetic Sanitizing Wipe. Scrape some mascara with the clean disposable mascara wand from the tube on to a stainless spatula or palette, use the spatula to hold additional mascara for a second coat. Never double dip the disposable mascara wand back into the mascara tube.

Cream Compacts

Clean your compacts by swiping a BeautySoClean® Cosmetic Sanitizing Wipe along the top layer of product. Then spray using the BeautySoClean® Cosmetic Sanitizing Mist. Gently transfer product with a new sanitized disposable applicator onto a palette for application with a clean brush or disposable applicator.

Tubes

Wipe open tube before and after application with a BeautySoClean® Cosmetic Sanitizing Wipe. Squeeze product onto a palette for application with a clean brush or sanitized applicator.

Sponge And Brush Tips

Transfer product from tip with a clean disposable applicator onto a palette then use your brush that has been processed (soak/wash/dry/sanitize).

Single use disposable sponges can only be used once. Do not wash and reuse sponges.



Lipstick

Sanitize the lipstick with a BeautySoClean® Cosmetic Sanitizing Wipe to remove residue, then spray with BeautySoClean® Cosmetic Sanitizing Mist and allow 10 seconds to dry. Using your spatula, scrape some lipstick and transfer to your metal palette. Use a sanitized, disposable applicator to apply your product. **Do not** use synthetic or natural hair brushes for any lip products.

WHEN APPLYING MAKEUP

Only use clean, sanitized tools to transfer product.

Use a new, sanitized, disposable applicator to remove product from its container.

Always wear gloves. Never dip your fingers directly into the packaged product to remove it. Never double-dip by placing applicators or product back into a product container. Never use your hands to apply any cosmetics.

Once the product has touched the skin, use a new, sanitized, disposable applicator to gather more from the container.

Only use disposable applicators and cosmetic brushes that have been processed with soak/wash/dry/sanitize.

Only use a new set of clean brushes or sanitized disposable applicators to touch your customer's skin. Place all brushes you used in a sealable bag or closed dirty brush container and throw out all used disposable applicators. Never leave used brushes or applicators on your set up area.

When working with makeup brushes, tap or shake off excess product – never blow it off.

Dispense product packaged in containers with pumps or droppers directly onto your applicator or palette without touching any surfaces. Do not let the dispenser touch the palette.

Use a spatula or palette

- Complete any mixing required on the spatula or palette to prevent any foreign substances from touching the product.
- When moistening or activating product on the palette, always use sterile water from a sealed bottle.

Never, ever use counter makeup at random. ONLY have sanitized makeovers and testing.

Always execute elevated best practices in front of your customer!

SUPPLIES CHECKLIST:

- BeautySoClean® Cosmetic Sanitizer Mist
- BeautySoClean® Cosmetic Sanitizer Wipes
- BeautySoClean® Brush Cleanser
- BeautySoClean® Liquid Brush Soap
- BeautySoClean® Dip 'n Swirl Cleaning Tin
- BeautySoClean® Applicator Kit
- BeautySoClean® Custom Skin Tone Face Charts

- personal protection equipment:
 - cloth masks
 - face shield
 - gloves
 - hard surface disinfecting wipes
 - hard surface disinfecting spray
- 70% isopropyl alcohol
- hand sanitizer
- disposable makeup capes
- face shield (*optional*)
- tissues
- paper towel
- cotton balls
- cotton swabs
- water
- metal palettes
- makeup brushes
- disposable makeup sponges
- closed brush container
- sealable bags for used brushes
- used dirty brush closed container
- consumer agreement form for services rendered
- client files
- garbage disposal and disposal bags



DID YOU KNOW

THAT GERMS AND BACTERIA
LIVE ON **YOUR** MAKEUP?



BeautySoClean®
formulas are approved
by numerous brands
worldwide

SAFEGUARD YOUR CUSTOMERS' HEALTH

Brand: _____

Prepared by: _____

Promotions: _____

Client / session _____

date _____

phone _____

CARE

cleanser _____

serum _____

eye cream _____

face cream _____

special care _____

CORRECTION

corrector _____

concealer _____

brushes _____

FOUNDATION

foundation _____

brushes _____

POWDER

powder _____

corrector _____

bronzers _____

brushes _____

BLUSH

rouge _____

highlighter _____


brushes _____

LIPS

liner _____

colour _____

product _____



EYEBROWS

product _____

EYES

highlighter _____

shadow _____

lower lid _____

brushes _____

liner _____

gel _____

mascara _____

Cosmetics

BeautySoClean® Cosmetic Sanitizing Wipes / BeautySoClean® Cosmetic Sanitizing Mist

Mascara	Sanitizing Wipes
Liquid Foundation	Sanitizing Wipes
Concealer	Sanitizing Wipes
Cream Blush & Eye Shadow	Sanitizing Wipes
Liquid Eyeliner	Sanitizing Wipes
Lipstick	Sanitizing Wipes/Mist
Eye Shadow	Sanitizing Mist
Pressed Powder/Bronzer/Highlight	Sanitizing Mist
Blush & Contour	Sanitizing Mist

BRUSH CLEANERS

- BeautySoClean® Conditioning Brush Cleanser
- BeautySoClean® WipeOut Brush Cleaner
- BeautySoClean® SuperClean Brush Cleaner

Brand: _____

Prepared by: _____

Promotions: _____

Client / session _____

date _____

phone _____

CARE

cleanser _____

serum _____

eye cream _____

face cream _____

special care _____

CORRECTION

corrector _____

concealer _____

brushes _____

FOUNDATION

foundation _____

brushes _____

POWDER

powder _____

corrector _____

bronzers _____

brushes _____

BLUSH

rouge _____

highlighter _____


brushes _____

LIPS

liner _____

colour _____

product _____



EYEBROWS

product _____

EYES

highlighter _____

shadow _____

lower lid _____

brushes _____

liner _____

gel _____

mascara _____

Cosmetics

BeautySoClean® Cosmetic Sanitizing Wipes / BeautySoClean® Cosmetic Sanitizing Mist

Mascara	Sanitizing Wipes
Liquid Foundation	Sanitizing Wipes
Concealer	Sanitizing Wipes
Cream Blush & Eye Shadow	Sanitizing Wipes
Liquid Eyeliner	Sanitizing Wipes
Lipstick	Sanitizing Wipes/Mist
Eye Shadow	Sanitizing Mist
Pressed Powder/Bronzer/Highlight	Sanitizing Mist
Blush & Contour	Sanitizing Mist

BRUSH CLEANERS

- BeautySoClean® Conditioning Brush Cleanser
- BeautySoClean® WipeOut Brush Cleaner
- BeautySoClean® SuperClean Brush Cleaner

Brand: _____

Prepared by: _____

Promotions: _____

Client / session _____

date _____

phone _____

CARE

cleanser _____

serum _____

eye cream _____

face cream _____

special care _____

CORRECTION

corrector _____

concealer _____

brushes _____

FOUNDATION

foundation _____

brushes _____

POWDER

powder _____

corrector _____

bronzers _____

brushes _____

BLUSH

rouge _____

highlighter _____


brushes _____

LIPS

liner _____

colour _____

product _____



EYEBROWS

product _____

EYES

highlighter _____

shadow _____

lower lid _____

brushes _____

liner _____

gel _____

mascara _____

BRUSH CLEANERS

- BeautySoClean® Conditioning Brush Cleanser
- BeautySoClean® WipeOut Brush Cleaner
- BeautySoClean® SuperClean Brush Cleaner

Cosmetics

BeautySoClean® Cosmetic Sanitizing Wipes / BeautySoClean® Cosmetic Sanitizing Mist

Mascara	Sanitizing Wipes
Liquid Foundation	Sanitizing Wipes
Concealer	Sanitizing Wipes
Cream Blush & Eye Shadow	Sanitizing Wipes
Liquid Eyeliner	Sanitizing Wipes
Lipstick	Sanitizing Wipes/Mist
Eye Shadow	Sanitizing Mist
Pressed Powder/Bronzer/Highlight	Sanitizing Mist
Blush & Contour	Sanitizing Mist

Brand: _____

Prepared by: _____

Promotions: _____

Client / session _____

date _____

phone _____

CARE

cleanser _____

serum _____

eye cream _____

face cream _____

special care _____

CORRECTION

corrector _____

concealer _____

brushes _____

FOUNDATION

foundation _____

brushes _____

POWDER

powder _____

corrector _____

bronzers _____

brushes _____

BLUSH

rouge _____

highlighter _____


brushes _____

LIPS

liner _____

colour _____

product _____



EYEBROWS

product _____

EYES

highlighter _____

shadow _____

lower lid _____

brushes _____

liner _____

gel _____

mascara _____

Cosmetics

BeautySoClean® Cosmetic Sanitizing Wipes / BeautySoClean® Cosmetic Sanitizing Mist

Mascara	Sanitizing Wipes
Liquid Foundation	Sanitizing Wipes
Concealer	Sanitizing Wipes
Cream Blush & Eye Shadow	Sanitizing Wipes
Liquid Eyeliner	Sanitizing Wipes
Lipstick	Sanitizing Wipes/Mist
Eye Shadow	Sanitizing Mist
Pressed Powder/Bronzer/Highlight	Sanitizing Mist
Blush & Contour	Sanitizing Mist

BRUSH CLEANERS

- BeautySoClean® Conditioning Brush Cleanser
- BeautySoClean® WipeOut Brush Cleaner
- BeautySoClean® SuperClean Brush Cleaner

Brand: _____

Prepared by: _____

Promotions: _____

Client / session _____

date _____

phone _____

CARE

cleanser _____

serum _____

eye cream _____

face cream _____

special care _____

CORRECTION

corrector _____

concealer _____

brushes _____

FOUNDATION

foundation _____

brushes _____

POWDER

powder _____

corrector _____

bronzers _____

brushes _____

BLUSH

rouge _____

highlighter _____


brushes _____

LIPS

liner _____

colour _____

product _____



EYEBROWS

product _____

EYES

highlighter _____

shadow _____

lower lid _____

brushes _____

liner _____

gel _____

mascara _____

Cosmetics

BeautySoClean® Cosmetic Sanitizing Wipes / BeautySoClean® Cosmetic Sanitizing Mist

Mascara	Sanitizing Wipes
Liquid Foundation	Sanitizing Wipes
Concealer	Sanitizing Wipes
Cream Blush & Eye Shadow	Sanitizing Wipes
Liquid Eyeliner	Sanitizing Wipes
Lipstick	Sanitizing Wipes/Mist
Eye Shadow	Sanitizing Mist
Pressed Powder/Bronzer/Highlight	Sanitizing Mist
Blush & Contour	Sanitizing Mist

BRUSH CLEANERS

- BeautySoClean® Conditioning Brush Cleanser
- BeautySoClean® WipeOut Brush Cleaner
- BeautySoClean® SuperClean Brush Cleaner

Brand: _____

Prepared by: _____

Promotions: _____

Client / session _____

date _____

phone _____

CARE

cleanser _____

serum _____

eye cream _____

face cream _____

special care _____

CORRECTION

corrector _____

concealer _____

brushes _____

FOUNDATION

foundation _____

brushes _____

POWDER

powder _____

corrector _____

bronzers _____

brushes _____

BLUSH

rouge _____

highlighter _____


brushes _____

LIPS

liner _____

colour _____

product _____



EYEBROWS

product _____

EYES

highlighter _____

shadow _____

lower lid _____

brushes _____

liner _____

gel _____

mascara _____

Cosmetics

BeautySoClean® Cosmetic Sanitizing Wipes / BeautySoClean® Cosmetic Sanitizing Mist

Mascara	Sanitizing Wipes
Liquid Foundation	Sanitizing Wipes
Concealer	Sanitizing Wipes
Cream Blush & Eye Shadow	Sanitizing Wipes
Liquid Eyeliner	Sanitizing Wipes
Lipstick	Sanitizing Wipes/Mist
Eye Shadow	Sanitizing Mist
Pressed Powder/Bronzer/Highlight	Sanitizing Mist
Blush & Contour	Sanitizing Mist

BRUSH CLEANERS

- BeautySoClean® Conditioning Brush Cleanser
- BeautySoClean® WipeOut Brush Cleaner
- BeautySoClean® SuperClean Brush Cleaner

Brand: _____

Prepared by: _____

Promotions: _____

Client / session _____

date _____

phone _____

CARE

cleanser _____

serum _____

eye cream _____

face cream _____

special care _____

CORRECTION

corrector _____

concealer _____

brushes _____

FOUNDATION

foundation _____

brushes _____

POWDER

powder _____

corrector _____

bronzers _____

brushes _____

BLUSH

rouge _____

highlighter _____


brushes _____

LIPS

liner _____

colour _____

product _____



EYEBROWS

product _____

EYES

highlighter _____

shadow _____

lower lid _____

brushes _____

liner _____

gel _____

mascara _____

Cosmetics

BeautySoClean® Cosmetic Sanitizing Wipes / BeautySoClean® Cosmetic Sanitizing Mist

Mascara	Sanitizing Wipes
Liquid Foundation	Sanitizing Wipes
Concealer	Sanitizing Wipes
Cream Blush & Eye Shadow	Sanitizing Wipes
Liquid Eyeliner	Sanitizing Wipes
Lipstick	Sanitizing Wipes/Mist
Eye Shadow	Sanitizing Mist
Pressed Powder/Bronzer/Highlight	Sanitizing Mist
Blush & Contour	Sanitizing Mist

BRUSH CLEANERS

- BeautySoClean® Conditioning Brush Cleanser
- BeautySoClean® WipeOut Brush Cleaner
- BeautySoClean® SuperClean Brush Cleaner

Brand: _____

Prepared by: _____

Promotions: _____

Client / session _____

date _____

phone _____

CARE

cleanser _____

serum _____

eye cream _____

face cream _____

special care _____

CORRECTION

corrector _____

concealer _____

brushes _____

FOUNDATION

foundation _____

brushes _____

POWDER

powder _____

corrector _____

bronzers _____

brushes _____

BLUSH

rouge _____

highlighter _____


brushes _____

LIPS

liner _____

colour _____

product _____



EYEBROWS

product _____

EYES

highlighter _____

shadow _____

lower lid _____

brushes _____

liner _____

gel _____

mascara _____

BRUSH CLEANERS

- BeautySoClean® Conditioning Brush Cleanser
- BeautySoClean® WipeOut Brush Cleaner
- BeautySoClean® SuperClean Brush Cleaner

Cosmetics

BeautySoClean® Cosmetic Sanitizing Wipes / BeautySoClean® Cosmetic Sanitizing Mist

Mascara	Sanitizing Wipes
Liquid Foundation	Sanitizing Wipes
Concealer	Sanitizing Wipes
Cream Blush & Eye Shadow	Sanitizing Wipes
Liquid Eyeliner	Sanitizing Wipes
Lipstick	Sanitizing Wipes/Mist
Eye Shadow	Sanitizing Mist
Pressed Powder/Bronzer/Highlight	Sanitizing Mist
Blush & Contour	Sanitizing Mist

Brand: _____

Prepared by: _____

Promotions: _____

Client / session _____

date _____

phone _____

CARE

cleanser _____

serum _____

eye cream _____

face cream _____

special care _____

CORRECTION

corrector _____

concealer _____

brushes _____

FOUNDATION

foundation _____

brushes _____

POWDER

powder _____

corrector _____

bronzers _____

brushes _____

BLUSH

rouge _____

highlighter _____


brushes _____

LIPS

liner _____

colour _____

product _____



EYEBROWS

product _____

EYES

highlighter _____

shadow _____

lower lid _____

brushes _____

liner _____

gel _____

mascara _____

BRUSH CLEANERS

- BeautySoClean® Conditioning Brush Cleanser
- BeautySoClean® WipeOut Brush Cleaner
- BeautySoClean® SuperClean Brush Cleaner

Cosmetics

BeautySoClean® Cosmetic Sanitizing Wipes / BeautySoClean® Cosmetic Sanitizing Mist

Mascara	Sanitizing Wipes
Liquid Foundation	Sanitizing Wipes
Concealer	Sanitizing Wipes
Cream Blush & Eye Shadow	Sanitizing Wipes
Liquid Eyeliner	Sanitizing Wipes
Lipstick	Sanitizing Wipes/Mist
Eye Shadow	Sanitizing Mist
Pressed Powder/Bronzer/Highlight	Sanitizing Mist
Blush & Contour	Sanitizing Mist

Brand: _____

Prepared by: _____

Promotions: _____

Client / session _____

date _____

phone _____

CARE

cleanser _____

serum _____

eye cream _____

face cream _____

special care _____

CORRECTION

corrector _____

concealer _____

brushes _____

FOUNDATION

foundation _____

brushes _____

POWDER

powder _____

corrector _____

bronzers _____

brushes _____

BLUSH

rouge _____

highlighter _____


brushes _____

LIPS

liner _____

colour _____

product _____



EYEBROWS

product _____

EYES

highlighter _____

shadow _____

lower lid _____

brushes _____

liner _____

gel _____

mascara _____

Cosmetics

BeautySoClean® Cosmetic Sanitizing Wipes / BeautySoClean® Cosmetic Sanitizing Mist

Mascara	Sanitizing Wipes
Liquid Foundation	Sanitizing Wipes
Concealer	Sanitizing Wipes
Cream Blush & Eye Shadow	Sanitizing Wipes
Liquid Eyeliner	Sanitizing Wipes
Lipstick	Sanitizing Wipes/Mist
Eye Shadow	Sanitizing Mist
Pressed Powder/Bronzer/Highlight	Sanitizing Mist
Blush & Contour	Sanitizing Mist

BRUSH CLEANERS

- BeautySoClean® Conditioning Brush Cleanser
- BeautySoClean® WipeOut Brush Cleaner
- BeautySoClean® SuperClean Brush Cleaner

Brand: _____
 Prepared by: _____
 Promotions: _____
 Client / session _____
 date _____
 phone _____

CARE

cleanser _____
 serum _____
 eye cream _____
 face cream _____
 special care _____

CORRECTION

corrector _____
 concealer _____
 brushes _____

FOUNDATION

foundation _____
 brushes _____

POWDER


powder _____
 corrector _____
 bronzers _____
 brushes _____

BLUSH

rouge _____
 highlighter _____
 brushes _____

LIPS

liner _____
 colour _____
 product _____



EYEBROWS

product _____

EYES

highlighter _____
 shadow _____
 lower lid _____
 brushes _____
 liner _____
 gel _____
 mascara _____

Cosmetics

**BeautySoClean® Cosmetic Sanitizing Wipes
 / BeautySoClean® Cosmetic Sanitizing Mist**

Mascara	Sanitizing Wipes
Liquid Foundation	Sanitizing Wipes
Concealer	Sanitizing Wipes
Cream Blush & Eye Shadow	Sanitizing Wipes
Liquid Eyeliner	Sanitizing Wipes
Lipstick	Sanitizing Wipes/Mist
Eye Shadow	Sanitizing Mist
Pressed Powder/Bronzer/Highlight	Sanitizing Mist
Blush & Contour	Sanitizing Mist

BRUSH CLEANERS

- BeautySoClean® Conditioning Brush Cleanser
- BeautySoClean® WipeOut Brush Cleaner
- BeautySoClean® SuperClean Brush Cleaner

Brand: _____

Prepared by: _____

Promotions: _____

Client / session _____

date _____

phone _____

CARE

cleanser _____

serum _____

eye cream _____

face cream _____

special care _____

CORRECTION

corrector _____

concealer _____

brushes _____

FOUNDATION

foundation _____

brushes _____

POWDER

powder _____

corrector _____

bronzers _____

brushes _____

BLUSH

rouge _____

highlighter _____


brushes _____

LIPS

liner _____

colour _____

product _____



EYEBROWS

product _____

EYES

highlighter _____

shadow _____

lower lid _____

brushes _____

liner _____

gel _____

mascara _____

Cosmetics

BeautySoClean® Cosmetic Sanitizing Wipes / BeautySoClean® Cosmetic Sanitizing Mist

Mascara	Sanitizing Wipes
Liquid Foundation	Sanitizing Wipes
Concealer	Sanitizing Wipes
Cream Blush & Eye Shadow	Sanitizing Wipes
Liquid Eyeliner	Sanitizing Wipes
Lipstick	Sanitizing Wipes/Mist
Eye Shadow	Sanitizing Mist
Pressed Powder/Bronzer/Highlight	Sanitizing Mist
Blush & Contour	Sanitizing Mist

BRUSH CLEANERS

- BeautySoClean® Conditioning Brush Cleanser
- BeautySoClean® WipeOut Brush Cleaner
- BeautySoClean® SuperClean Brush Cleaner

Brand: _____

Prepared by: _____

Promotions: _____

Client / session _____

date _____

phone _____

CARE

cleanser _____

serum _____

eye cream _____

face cream _____

special care _____

CORRECTION

corrector _____

concealer _____

brushes _____

FOUNDATION

foundation _____

brushes _____

POWDER

powder _____

corrector _____

bronzers _____

brushes _____

BLUSH

rouge _____

highlighter _____


brushes _____

LIPS

liner _____

colour _____

product _____



EYEBROWS

product _____

EYES

highlighter _____

shadow _____

lower lid _____

brushes _____

liner _____

gel _____

mascara _____

Cosmetics

BeautySoClean® Cosmetic Sanitizing Wipes / BeautySoClean® Cosmetic Sanitizing Mist

Mascara	Sanitizing Wipes
Liquid Foundation	Sanitizing Wipes
Concealer	Sanitizing Wipes
Cream Blush & Eye Shadow	Sanitizing Wipes
Liquid Eyeliner	Sanitizing Wipes
Lipstick	Sanitizing Wipes/Mist
Eye Shadow	Sanitizing Mist
Pressed Powder/Bronzer/Highlight	Sanitizing Mist
Blush & Contour	Sanitizing Mist

BRUSH CLEANERS

- BeautySoClean® Conditioning Brush Cleanser
- BeautySoClean® WipeOut Brush Cleaner
- BeautySoClean® SuperClean Brush Cleaner

Brand: _____

Prepared by: _____

Promotions: _____

Client / session _____

date _____

phone _____

CARE

cleanser _____

serum _____

eye cream _____

face cream _____

special care _____

CORRECTION

corrector _____

concealer _____

brushes _____

FOUNDATION

foundation _____

brushes _____

POWDER

powder _____

corrector _____

bronzers _____

brushes _____

BLUSH

rouge _____

highlighter _____

brushes _____

LIPS

liner _____

colour _____

product _____



EYEBROWS

product _____

EYES

highlighter _____

shadow _____

lower lid _____

brushes _____

liner _____

gel _____

mascara _____

Cosmetics

BeautySoClean® Cosmetic Sanitizing Wipes / BeautySoClean® Cosmetic Sanitizing Mist

Mascara	Sanitizing Wipes
Liquid Foundation	Sanitizing Wipes
Concealer	Sanitizing Wipes
Cream Blush & Eye Shadow	Sanitizing Wipes
Liquid Eyeliner	Sanitizing Wipes
Lipstick	Sanitizing Wipes/Mist
Eye Shadow	Sanitizing Mist
Pressed Powder/Bronzer/Highlight	Sanitizing Mist
Blush & Contour	Sanitizing Mist

BRUSH CLEANERS

- BeautySoClean® Conditioning Brush Cleanser
- BeautySoClean® WipeOut Brush Cleaner
- BeautySoClean® SuperClean Brush Cleaner

Brand: _____

Prepared by: _____

Promotions: _____

Client / session _____

date _____

phone _____

CARE

cleanser _____

serum _____

eye cream _____

face cream _____

special care _____

CORRECTION

corrector _____

concealer _____

brushes _____

FOUNDATION

foundation _____

brushes _____

POWDER

powder _____

corrector _____

bronzers _____

brushes _____

BLUSH

rouge _____

highlighter _____


brushes _____

LIPS

liner _____

colour _____

product _____



EYEBROWS

product _____

EYES

highlighter _____

shadow _____

lower lid _____

brushes _____

liner _____

gel _____

mascara _____

Cosmetics

**BeautySoClean® Cosmetic Sanitizing Wipes
/ BeautySoClean® Cosmetic Sanitizing Mist**

Mascara	Sanitizing Wipes
Liquid Foundation	Sanitizing Wipes
Concealer	Sanitizing Wipes
Cream Blush & Eye Shadow	Sanitizing Wipes
Liquid Eyeliner	Sanitizing Wipes
Lipstick	Sanitizing Wipes/Mist
Eye Shadow	Sanitizing Mist
Pressed Powder/Bronzer/Highlight	Sanitizing Mist
Blush & Contour	Sanitizing Mist

BRUSH CLEANERS

- BeautySoClean® Conditioning Brush Cleanser
- BeautySoClean® WipeOut Brush Cleaner
- BeautySoClean® SuperClean Brush Cleaner

Brand: _____

Prepared by: _____

Promotions: _____

Client / session _____

date _____

phone _____

CARE

cleanser _____

serum _____

eye cream _____

face cream _____

special care _____

CORRECTION

corrector _____

concealer _____

brushes _____

FOUNDATION

foundation _____

brushes _____

POWDER

powder _____

corrector _____

bronzers _____

brushes _____

BLUSH

rouge _____

highlighter _____


brushes _____

LIPS

liner _____

colour _____

product _____



EYEBROWS

product _____

EYES

highlighter _____

shadow _____

lower lid _____

brushes _____

liner _____

gel _____

mascara _____

Cosmetics

BeautySoClean® Cosmetic Sanitizing Wipes / BeautySoClean® Cosmetic Sanitizing Mist

Mascara	Sanitizing Wipes
Liquid Foundation	Sanitizing Wipes
Concealer	Sanitizing Wipes
Cream Blush & Eye Shadow	Sanitizing Wipes
Liquid Eyeliner	Sanitizing Wipes
Lipstick	Sanitizing Wipes/Mist
Eye Shadow	Sanitizing Mist
Pressed Powder/Bronzer/Highlight	Sanitizing Mist
Blush & Contour	Sanitizing Mist

BRUSH CLEANERS

- BeautySoClean® Conditioning Brush Cleanser
- BeautySoClean® WipeOut Brush Cleaner
- BeautySoClean® SuperClean Brush Cleaner

Brand: _____

Prepared by: _____

Promotions: _____

Client / session _____

date _____

phone _____

CARE

cleanser _____

serum _____

eye cream _____

face cream _____

special care _____

CORRECTION

corrector _____

concealer _____

brushes _____

FOUNDATION

foundation _____

brushes _____

POWDER

powder _____

corrector _____

bronzers _____

brushes _____

BLUSH

rouge _____

highlighter _____


brushes _____

LIPS

liner _____

colour _____

product _____



EYEBROWS

product _____

EYES

highlighter _____

shadow _____

lower lid _____

brushes _____

liner _____

gel _____

mascara _____

BRUSH CLEANERS

- BeautySoClean® Conditioning Brush Cleanser
- BeautySoClean® WipeOut Brush Cleaner
- BeautySoClean® SuperClean Brush Cleaner

Cosmetics

BeautySoClean® Cosmetic Sanitizing Wipes / BeautySoClean® Cosmetic Sanitizing Mist

Mascara	Sanitizing Wipes
Liquid Foundation	Sanitizing Wipes
Concealer	Sanitizing Wipes
Cream Blush & Eye Shadow	Sanitizing Wipes
Liquid Eyeliner	Sanitizing Wipes
Lipstick	Sanitizing Wipes/Mist
Eye Shadow	Sanitizing Mist
Pressed Powder/Bronzer/Highlight	Sanitizing Mist
Blush & Contour	Sanitizing Mist

Brand: _____

Prepared by: _____

Promotions: _____

Client / session _____

date _____

phone _____

CARE

cleanser _____

serum _____

eye cream _____

face cream _____

special care _____

CORRECTION

corrector _____

concealer _____

brushes _____

FOUNDATION

foundation _____

brushes _____

POWDER

powder _____

corrector _____

bronzers _____

brushes _____

BLUSH

rouge _____

highlighter _____


brushes _____

LIPS

liner _____

colour _____

product _____



EYEBROWS

product _____

EYES

highlighter _____

shadow _____

lower lid _____

brushes _____

liner _____

gel _____

mascara _____

Cosmetics

**BeautySoClean® Cosmetic Sanitizing Wipes
/ BeautySoClean® Cosmetic Sanitizing Mist**

Mascara	Sanitizing Wipes
Liquid Foundation	Sanitizing Wipes
Concealer	Sanitizing Wipes
Cream Blush & Eye Shadow	Sanitizing Wipes
Liquid Eyeliner	Sanitizing Wipes
Lipstick	Sanitizing Wipes/Mist
Eye Shadow	Sanitizing Mist
Pressed Powder/Bronzer/Highlight	Sanitizing Mist
Blush & Contour	Sanitizing Mist

BRUSH CLEANERS

- BeautySoClean® Conditioning Brush Cleanser
- BeautySoClean® WipeOut Brush Cleaner
- BeautySoClean® SuperClean Brush Cleaner

Beauty  Clean®



THIS IS SANITIZED

CONTACT INFORMATION

Professional Artists (Canada) Inc.

Head Office

40-1110 Finch Avenue West
Toronto, ON M3J 3M2
Canada

Telephone: (416) 848-1251

Fax: (416) 551-0449

**For all orders please email the BeautySoClean® team at
sales@beautysoclean.com**

Nancy Crossley

President

Telephone: (416) 848-1251 x 205

Ncrossley@proartistsint.com

Courtenay Brodie

VP Operations

Telephone: (416) 848-1251 x 203

cbrodie@beautysoclean.com

Tyrah Kalman

Sales, Social Media and Administration

sales@beautysoclean.com